

G-1000

ALUMINUM POLYURETHANE SANDWICH DOOR
THICKNESS: 1 3/4" R-16 INSULATION



G-1000 doors, 16' x 14', White

FEATURES AND BENEFITS

A HIGH-PRESSURE INJECTED POLYURETHANE

- Stronger and more energy-efficient insulation
- Solidly bonded to the aluminum sheets providing a section that is resistant to flexion.

B ALUMINUM

- Pre-painted (5 coats), 0.60 mm thick aluminum is ideal for large-sized doors. Being very lightweight helps to extend the life of the components for doors with a large number of operation cycles.

C INTERLOK™ TRIPLE-CONTACT JOINTS

- Sections are strengthened by 2 aluminum walls joined together with mechanical interlocking joints which are more solid than just two bonded walls.
- Their mechanical thermal breaks are more efficient compared to thermal breaks made with glue.
- Triple-contact joints provide 2 times more weathertightness than those of the competition.



D METAL REINFORCEMENT PLATES

- Provide stronger fastening for hinges and struts. These 14-gauge plates are 2 times thicker than 20-gauge plates used by other manufacturers.




E WOOD END BLOCKS

- Provide a thermal break that is more effective than steel end caps which form a thermal bridge.
- As structural elements of the sections, the kiln-dried pine wood end blocks are installed at the outer ends of the section. They are stronger than insulation covered with a steel cap.



F LAG SCREW SYSTEM

- Provides much better fastening of the end hinges. The lag screws engage 8 threads into the wood, compared to a self-tapping screw going through a steel end cap engaging only about 2 or 3 threads.



PANEL CONSTRUCTION


- 1 **Aluminum walls**
 - Thickness of 0.023" (0.60 mm)
 - **Pre-painted** aluminum with five coats of protective finish. Baked-on **polyester paint**. Can be repainted and is corrosion-resistant.
 - Woodgrain finish on both sides of the door.
- 2 1 3/4" (44.5 mm) insulated door with high-pressure injected **polyurethane foam** ensuring a high thermal-resistance rating of **R-16** (RSI 2.8 or k= 0.357 W/m²K) and the solidity of a composite material.
- 3 InterLok™ joints between each section:
 - **Mechanical joints** ensure stronger sections with walls of each panel mechanically interlocked (not only bonded by the polyurethane).
 - **Mechanical thermal break** avoids heat transfer between the interior and exterior walls of each section.
 - **Triple-contact joint** prevents air infiltration.
- 4 **U-shaped tubular bottom weatherstripping** made of thermoplastic elastomer (TPE) ensures the weathertightness of the threshold. Remains flexible and watertight during cold weather, to -62°F (-52°C).
- 5 **Flexible top weatherstripping** 2 1/2" (64 mm) and aluminum extrusion for aluminum doors of 10' (3048 mm) wide and over.
- 6 **Wood end blocks** made of kiln-dried pine (grade 4). With our lag screw system, ensure better fastening of the end hinges. They also provide a thermal break which prevents thermal bridging.
- 7 14-gauge steel **reinforcement plates** placed inside the door for solidly attaching hinges and struts.

Door weight: 1.55 lb/ft² (7.6 kg/m²)




Interior view

COLORS



Colors may slightly vary from image

MODELS



SIZES

Widths In 1" (25 mm) increments	From 4' to 29'6" (1.2 m to 9 m)
Heights In 3" (76 mm) increments	From 6' to 24' (1.8 m to 7.3 m)

HARDWARE

Steel tracks: • 2" (50 mm), 13-gauge or 14-gauge
• 3" (76 mm), 12-gauge

See details on page 20.

WINDOWS



Standard Windows
21" x 13" (533 mm x 330 mm)
Glass: see details on page 5
Colors: White, Brown, Claystone, Desert Sand, Black and Dark Sand



Oval Windows
Polycarbonate only
26" x 13" (660 mm x 330 mm)
Color: Black



G-4400 Sections (Full Vision)
Colors: White, Black and Anodized
See details on pages 10 and 11

WARRANTIES (LIMITED)

10 years against any perforation of aluminum due to corrosion
10 years on the wood end blocks against cracking and rot
10 years against delamination of the aluminum skin from the polyurethane foam
1 year on other door components
10 years against seal defects on Standard windows