

TG-8024

STEEL
THICKNESS: 2" PAN DOOR
NON-INSULATED

INSULATION OPTION

TG-8524 R-6.6 INSULATION POLYSTYRENE



TG-8024 doors, 10' x 10', Ice White

FEATURES AND BENEFITS

A STEEL WALL WITH ½" DEEP GROOVES



- Providing **more strength** and **additional bending resistance**, our sections are made of two ½" deep, horizontal grooves with alternating smaller grooves.
- **Very high corrosion-resistance** due to its 24-gauge galvanized steel exterior, with a G40 coating (zinc galvanized with a minimum of 120 g/m²).

B VERTICAL STILES

- **Structural elements** of the sections are attached to the exterior skin by a Tog-L-Lock® joining system to ensure a more rigid section.
- Made of 20-gauge galvanized steel, they provide **more secure fastening** for hinges and struts.

C MOLDED WINDOW FRAMES

- Clear single-pane glass windows, inserted in a molded PVC frame without a welded joint, **will not fade** over time.



PANEL CONSTRUCTION

- 1 **Steel wall**
 - 24-gauge, G40 **hot-dipped galvanized steel** with six coats of protective finish
 - Baked-on **polyester paint**. Can be repainted
 - Woodgrain finish
 - Corrosion-resistant
- 2 2" (50 mm) door
 - **TG-8024: non-insulated**
 - **TG-8524: CFC-free polystyrene** insulation, ensuring a thermal-resistance rating of **R-6.6** (RSI 1.2 or k=0.860 W/m²K). The insulation is protected with a PVC backing.
- 3 Sections are made of **½" (13 mm) deep grooves** providing more strength to the door.
- 4 **Tongue & groove joints** between sections that fit seamlessly.
- 5 Continuous PVC **bottom weatherstripping** made of a U-shape and a semi-circular flexible.
- 6 20-gauge **vertical stiles** in galvanized steel attached by a Tog-L-Loc[®] joining system, with no welding and rivets, at hinge placement locations.

Door weight: TG-8024: 1.28 lb/ft² (6.2 kg/m²)
 TG-8524: 1.42 lb/ft² (6.9 kg/m²)



Interior view


COLOR



Ice White

Color may slightly varies from image.

MODEL



Grooved

SIZES

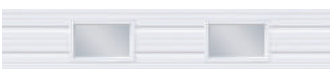
Widths In 1" (25 mm) increments	From 5' to 24'2" (1,5 m to 7,3 m)
Heights In 3" (76 mm) increments	From 8' to 18' (2,4 m to 5,5 m)

HARDWARE

Steel tracks: • 2" (50 mm), 13-gauge or 14-gauge
 • 3" (76 mm), 12-gauge

See details on page 20.

WINDOWS



Standard Windows
 ⅛" (3 mm) single glass,
 see details on page 5
 21" x 13" (533 mm x 330 mm)
 Color: White

WARRANTY (LIMITED)

1 year against structural failures